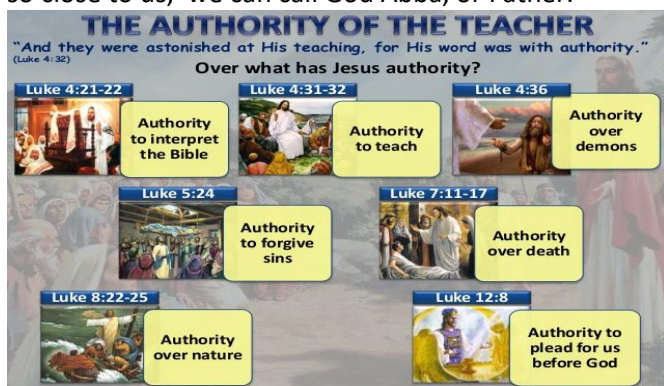


Formation 11

Jesus Teaches: Sayings and Stories of the Kingdom

Objective: To help the candidates recognize Jesus as one who not only talked about His vision of the Kingdom of God but also consistently acted upon that vision. Acquaint the candidates with key features of Jesus' role as teacher and to introduce skills for interpreting His stories especially his parables.

Jesus the Teacher: Jesus proclaimed a kingdom **based on love for one another**, a love grounded in and motivated by unconditional love of a God who is so close to us, we can call God Abba, or Father.



Jesus often told parables in which he compared his understanding of the Kingdom of God to a common daily event in the life of his people (such as farming and shepherding, people working at trades), or to natural processes (wheat among weeds, yeast in dough), or to conflicts between people (tax collectors, Samaritans).

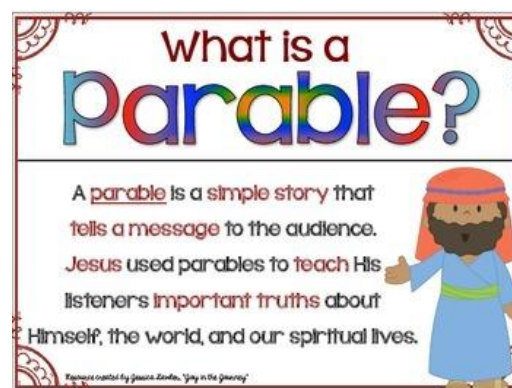
To best understand the meaning of Jesus' words, we should:

- ❖ Look for the central message – don't get lost in all the details – try to name the key He is trying to teach.
- ❖ For eg: in the Parable of "Good Samaritan" Jesus is asking us "Who is my Neighbour?" Heart of the message is to love one another. We should put aside our differences and help those who are in need of help. Love your neighbor as yourself means Love Everyone. Helping the person who needs help is helping Christ.
- ❖ Look especially for any questions posed in the stories. It will help you to understand Jesus' primary intention.
- ❖ Compare how we react or think if we had been there with how the people in the stories reacted.
- ❖ **Alert – we need to fight the urge to think that we have heard all this before. Jesus stories are so filled with wisdom, insight & often surprising lessons - we should listen to them over & over again.**

Jesus carried his message among the people through his role as a Teacher. TEACHER the most common title given to Jesus in the Gospels, appearing at least 30 times in direct reference to him.

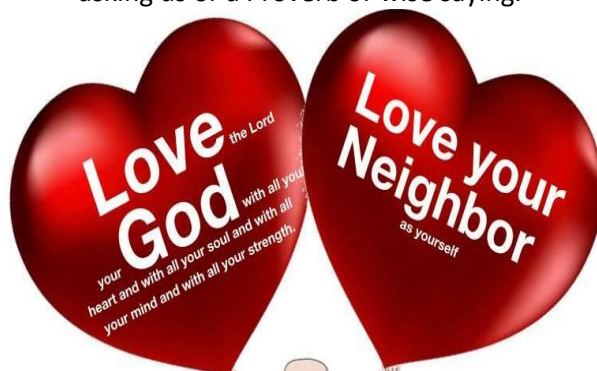
Jesus used variety of speaking techniques and methods:

- short sayings or proverbs,
- brief stories that were set-ups for punch lines or "words to the wise",
- instructional sermons to his disciples and stories called PARABLES.



Scripture Search: The Wisdom of Jesus

- ❖ Read the passage
- ❖ Locate the key verse, phrase or question that best reflects the central point that Jesus is making.
- ❖ It can be a punch line or a question Jesus is asking us or a Proverb or wise saying.



Why Should We Pray?

The Prayer Life of Jesus		
He sought to be alone with His Father – Luke 5:15-16; Luke 9:18-20		
He prayed when He faced an important decision – Luke 6:12-16; John 17:6		
He took time to offer Thanksgiving to God – John 6:11; Matthew 15:36; Luke 10:21		
He interceded for others at critical times – Luke 22:31-32; John 17:9-10, 20-21		



HOW to PRAY

What can I pray about? ANYTHING! God wants you to talk to Him about everything. Nothing is too big or too small. 	Should I pray aloud? God hears you whether you pray aloud or silently. Praying aloud helps you stay focused. Praying silently can be done anywhere. God hears all of your prayers no matter what! 
How long should my prayer last? You can pray for one second or for hours. God is always listening! 	Can I pray with my friends? ABSOLUTELY! Praying with your friends will make your faith and your friendships stronger. 
Should I always fold my hands? Folding your hands and closing your eyes may help you concentrate, but you don't have to. You can talk to God while riding your bike or sitting quietly. 	When and where should I pray? ANYTIME and ANYWHERE! You can always talk to God. He is always with you. 

10 WAYS TO TEACH YOUR CHILD TO PRAY

- 1 LOVE FOR GOD**
Dear God I pray that you will teach me to love you with my heart, soul, and mind.
- 2 LOVE FOR OTHERS**
I pray that God will teach me to love more than I love myself.
- 3 WISDOM**
Lord I pray that you will show me today, and every day, how to make the right choices. I pray especially that you would give me wisdom about _____.
- 4 HEALTH**
Lord, thank you for giving me a body that's made in your image. I pray that you'll help me to grow strong and healthy.
- 5 FRIENDSHIP**
Lord I pray that you will show me today, and every day, how to make the right choices. I pray especially that you would give me wisdom about _____.
- 6 CHARACTER**
Lord, help me to understand what's right and what's wrong, and give me the strength to do what's right, even when it's hard.
- 7 THANKFUL HEART**
God, thank you for _____. Help me always remember to be thankful for your blessings.
- 8 PROTECTION**
Thank you for being everywhere, all the time, God. Please go with me every day and keep me safe.
- 9 PURITY**
Lord, guard my eyes and ears from things you wouldn't want me to see. Help me to stay away from the things that aren't pleasing to you or good for me.
- 10 THE FUTURE**
God, I realize that I don't know what will happen tomorrow, but you do. I trust you to guide me and prepare me for my future.

To Do List For Child:

Activity: Complete Pending Activities
Read: 1 Samuel Chapter 25 & 26

To Do List For Parents: Please ensure your child learns

- Two Commandments of Love &
- Act of Contrition

Bible Study 1 Samuel 25

1. Samuel was buried at his home in **Ramah**
2. The name of the man from Maon was **Nabal**.
3. He was a **Celebrite**
4. His wife's name was **Abigail**.
5. Nabal was shearing his sheep at **Carmel**
6. David sent **10** young men to Nabal
7. After **10 days** the Lord struck Nabal and he died.

Who said to Whom :

- 1) Peace be to you and peace be to your house and peace be to all that you have .
The young men said to Nabal.
- 2) **Who is David ? who is the son of Jesse?**
Nabal said to the young men.
- 3) Now therefore know this and consider what you should do; evil has been decided against our master and against all his house
The young man said to Abigail
- 4) Upon me alone, my lord, be the guilt; please let your servant speak in your ears, and hear the words of your servant.
Abigail to David.
- 5) Blessed be the Lord, the God of Israel who sent you to meet me today
David to Abigail

Bible Study: 1 Samuel 26

1. Some men came and told Saul that David was hiding on **Mount Hachilah**.
2. How many men did King Saul take along with him to the wilderness of Ziph to look for David? **3,000**
3. **Abner** was the son of Ner, commander of Saul's army.
4. Who did David take along with him to go to Saul's camp? **Abishai**
5. David took **Saul's spear and water jug** and left without harming Saul.
6. How did David find out the exact location of Saul? **He sent out spies**.

Who said to whom :

1. "God has put your enemy in your power tonight"

Abishai said to David

2. "God bless you, my son! You will succeed in everything you do!" who said these words to whom?

Saul said to David